

# MODUVAC® Vacuum Loo System

## Oak Standard Style



The Oak Standard Style MODUVAC® is constructed from solid oak and oak veneer. The hand basin units comprise of laminate tops with porcelain hand basins and concussive taps. The cubicles are fitted with white vacuum loo pans. The floors in both the urinal and cubicle areas are of limestone tiles.

The modular system comprises various components that may be mixed and matched to suit each event's individual aspects such as quantity of guests, proportion of ladies/gentlemen and nature of the event. All modules operate on vacuum technology which means there is no requirement for chemical. The waste tanks are positioned outside the structure.

### Requirements for Operation

The MODUVAC® loos need to be installed inside a structure which you must floor, carpet, line and create baffle entrances.

Equipment is delivered on an articulated lorry so access should be ensured for the vehicle and forklift access into structure.

Constant power supply is required for installation and during the event, quantity varies according to the level of stock.

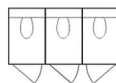
Constant fresh water supply with good pressure for installation and during the event. The fresh water is necessary for both the hand basins and loo pans.

### Accessories

Pictures - Pictures are mounted in both the cubicle and urinal areas, the picture frames are designed so that the images are interchangeable allowing you to provide us with your own choice to complement the event.

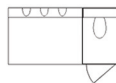
Consumables - Kenneth Turner consumables, loo paper and paper hand towels are supplied as standard. Cotton hand towels and vanity baskets (facial tissues, tights, hair grips, body spray etc.) can be provided at the client's request.

### Module Layouts



#### CUBICLE MODULE

3 cubicles  
Measures: 8' (2.44 m) length  
4' (1.22 m) width  
7'7" (2.31 m) high



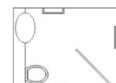
#### 1 CUBICLE, 3 URINALS MODULE

1 cubicle, 3 urinals  
Measures: 8' (2.44 m) length  
4' (1.22 m) width  
7'7" (2.31 m) high



#### HAND BASIN MODULES

3 hand basins  
Measures: 8' (2.44 m) length (3 Bay)  
2' (0.61 m) width  
7'4" (2.24 m) high



#### DISABLED MODULE

1 cubicle, 1 hand basin  
Measures: 8' (2.44 m) length  
6' (1.83 m) width  
7'8" (2.34 m) high  
4' (1.22 m) ramp